

POTTER PARK



Social Story

My day at Potter Park Zoo!





Potter Park Zoo is a 20-acre zoo located in Lansing, Michigan, within Lansing's 102-acre Potter Park.

We now have a virtual tour of the entire zoo available here.

This is the entrance to the park. During the spring and summer we will have to stop at the parking booth before entering.

Potter Park Zoo has accessible parking in the zoo parking lot. They are marked by a sign and painted blue.



If I decide to play on the playground in the park before I enter the zoo or after my visit, I will find a communication board.

What is a communication board?

It is a picture symbol board that can be used to support interaction in the playground area. The pictures of the board can be used to enable child to child or child to adult interactions when making comments, asking favors, or giving directions to each other.



Once I am in the park I will walk up to the entrance. This is where my zoo-venture will begin!

Note: Please visit our website to find out what you can bring into the zoo:
<https://potterparkzoo.org/plan-your-visit/>



At Potter Park Zoo, I will walk through the front entrance. I must remember to wait in line for my turn to enter.

Note: Wheelchairs, electric carts, strollers and wagons can be rented here. Please call to reserve an electric cart and check on wheelchair availability: 517-342-2765

POTTER PARK



1301 S. Pennsylvania Avenue
Lansing, MI 48912

Contact us: (517) 483-4222
zoocontact@ingham.org
potterparkzoo.org

LEGEND:

- Restrooms
Family option at Welcome Center
- Accessible
- First Aid
- Baby Changing
- Gift Shop
- Food
- Parking
- Nursing Room
- Mobility Rentals
ECV, Wagon, Wheelchair, and Stroller
- Tornado Shelter
- Water Fountain
- Vending Machine
- Picnic Area
- AED Defibrillator
- Fire Pit
- Seasonal and or Weather Dependent



ACCREDITED BY THE
**ASSOCIATION
OF ZOOS &
AQUARIUMS &**



For your safety, please stay on the designated public paths.

- Exhibit ADA Accessibility:
Enter through the backyard garden.
- For the health of our animals and guests,
Potter Park Zoo is a smoke and vape-free facility.

Public Safety can be reached anytime at (517) 230-3790

To help me visit all the different animals at the zoo, I can download a zoo map online. Printed maps are available at the Welcome Center.

You can find the map here: <https://potterparkzoo.org/zoo-map/>



At the beginning of my zoo walk I will find a braille map to the left of the plan your day board. Braille booklets of the map and animal signage can be checked out in the Welcome Center.



When I enter the zoo, I will see the gift shop on the left.

You can now take a virtual tour of the gift shop! Click [here](#).




Next to the gift shop is the Welcome Center. Sensory bags are located here.



If I want to check out a sensory bag I can at the front desk. There is always someone at the desk to help me.

I will find headphones, sunglasses, fidgets and more in the sensory bag! I can bring my own bag if I want too.



Find out more information about our sensory inclusive initiatives at:

<https://potterparkzoo.org/falconers/>



Included in the sensory bag is a sensory map that may be easier for me to read while I walk around the zoo.

Note: A sensory map can also be downloaded and printed from home.

Find it on our accessibility page [here](#).



If I need to use the restroom there are many bathrooms in the zoo. There is a family restroom located in the Welcome Center.

Note: Most bathrooms have air dryers. The family restrooms in the Welcome Center do not!



You can now take a virtual tour of the Discovery Center!
Click [here](#).

I can also visit the Discovery Center to check out a sensory bag!

Note: The sensory bags can be checked out at the front desk during normal business hours Monday – Sunday.



Contents of a sensory bag can change.



In the Discovery Center there is a Quiet Room that I can visit if I need to take a quick sensory break to decompress and then go back to enjoying my zoo visit.


The Quiet Room is available during all zoo hours.



Location: Down the hall and to the right of the public restrooms.



Outside of the Discovery Center is the Pollinator Garden. I will stay on the path so I can protect the plants in the garden.



As I walk through the zoo I will see many fences like these. They are for my safety and/or the animals safety. I will stay on the path at all times.



Other fences
that I will see.



For my safety I
will not climb
on the fences.



Some of the exhibits will have big windows. I might get to see these animals up close. I want to be nice and not scare them, so I will remember to not bang on the windows.

Some areas or buildings of the zoo might get a little loud. Signs like this let me know I might want to wear my headphones.



You can now take a virtual tour of the Feline/Primate House! Click [here](#).



At the back of the zoo is the Savanna Grill, a place where I can get food and drinks and sit down with my family!



Nature Play

At the back of the zoo is an area where I can leave the path and play. I need to stay in this area when I am playing. I also need to listen to my guardian so I stay safe.

Another Quiet Area is available in Nature Play.



In the middle of the zoo is the farmyard. I might get to interact with animals. I can pet them gently but cannot feed them.

Find out when attractions are open, like the farmyard, here:

<https://potterparkzoo.org/todays-attractions/>



At the Camel Rides (open seasonally), I can see camels up close and pay to ride on one!



Zookeepers are often working in or around animal habitats. I can ask them questions about the zoo or the animals. I will wait my turn to ask my question. This will make everyone feel happy.

Zookeepers will often be in or around the animal exhibits. They are trained to go into these areas. I will stay on the path to keep myself and the animals safe.





I may see a lot of people working at different parts of the zoo. They can help me if I have a question about where to go or where I can find something to eat.



If I need help I can always ask our
Public Safety Rangers and they
will help me with any problem,
big or small!




Often there are employees working on projects all around the zoo! This is our maintenance department and they can answer general zoo questions as well.



You may notice volunteers around the zoo during your visit. Many can be a great resource when asking questions about our animals or where to go in the zoo!



During the summer time I may see a mister that is spraying out water. On very hot days, I can use this mister to cool down.



I may see peacocks walking around the zoo. They are allowed to do this but they do make a loud noise at times. They are also on special diet so we do not feed them or touch them.



Reptile/ Small Mammal House

This building is located at the back of the zoo.
You can take a virtual tour of this building.

Click [here](#).



I had a great day! Knowing what to expect helps me have a great day at Potter Park Zoo! I can't wait to come back.



Did you know?
Potter Park Zoo staff has been trained by
KultureCity and Mid-Michigan Autism
Association to better serve our community.

Questions? Please email Equity and Engagement Program Manager,
Mariah Martinez, mmartinez@ingham.org.